

# Crystal structure of 2-chloro-1,3-(2,6-diisopropylphenyl)-4,5-dihydro-1*H*-imidazol-3-ium tetrakis-(3,5-trifluoromethylphenyl)borate

Darcie L. Stack and Jason D. Masuda\*

The Atlantic Centre for Green Chemistry and the Department of Chemistry, Saint Mary's University, Halifax, Nova Scotia, B3H 3C3, Canada. \*Correspondence e-mail: jason.masuda@smu.ca

Received 10 August 2016

Accepted 13 September 2016

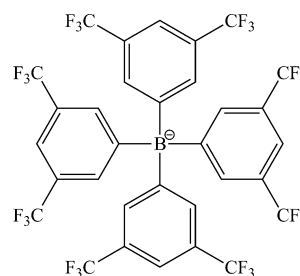
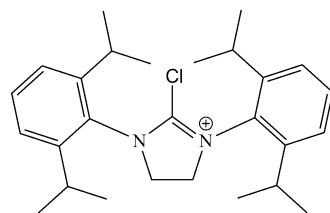
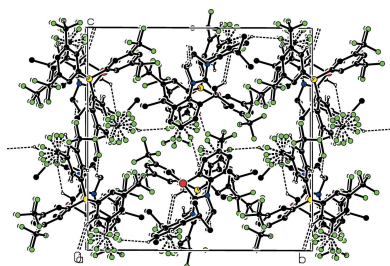
Edited by A. J. Lough, University of Toronto, Canada

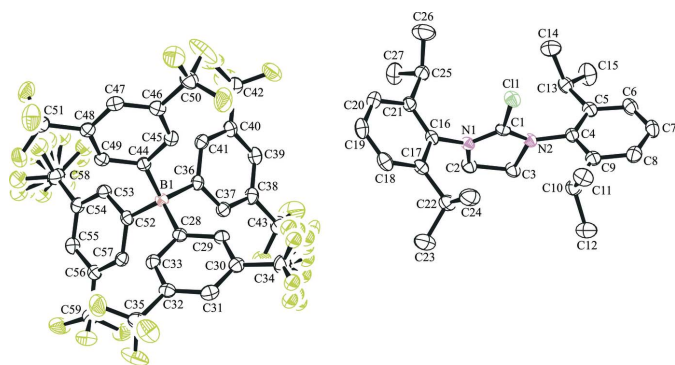
**Keywords:** crystal structure; *N*-heterocyclic carbene; NHC; 2-chloro imidazolidinium; borate.**CCDC reference:** 1504219**Supporting information:** this article has supporting information at journals.iucr.org/e

The title compound,  $C_{27}H_{38}ClN_2^+ \cdot C_{32}H_{12}BF_{24}^-$ , was synthesized by reacting the product formed from a previous reaction between 1,3-bis(2,6-diisopropylphenyl)imidazolium-2-carboxylate (SIPrCO<sub>2</sub>), and SOCl<sub>2</sub>, with sodium tetrakis[3,5-bis(trifluoromethyl)phenyl]borate (NaBARF). In the cation, the imidazole ring is in a half-chair conformation and the formerly carbene carbon atom is bonded in a distorted trigonal-planar geometry with N—C—Cl angles of 122.96 (16) and 122.21 (16)° and an N—C—N angle of 114.83 (18)°. In the crystal, weak C—H...F hydrogen bonds link the cations and anions, forming a three-dimensional network. In addition, a short Cl...F contact of 3.213 Å and several short F...F contacts less than the sum of the van der Waals radii [1.47 Å + 1.47 Å = 2.94 Å] are observed. The F atoms of two of the CF<sub>3</sub> groups were refined as disordered over four sets of sites.

## 1. Chemical context

The use of main group elements as a way to stabilize singlet carbenes was first investigated in-depth by Bertrand & Reed (1994), leading to the discovery of the first phosphino silyl carbenes (Igau *et al.*, 1988) followed by other novel singlet carbenes (Lavallo *et al.*, 2005; Frey *et al.*, 2007; Aldeco-Perez *et al.*, 2009). However, the report of the first 'bottleable' crystalline *N*-heterocyclic carbene (NHC) (Arduengo *et al.*, 1991) initiated a new paradigm in synthetic chemistry (Bourissou *et al.*, 2000). In particular, NHCs are favoured due to their stability and ease of synthesis. The ability of these stable carbenes to activate small molecules and to help stabilize highly reactive intermediates makes this an increasingly desirable area of research. The crystal structure of the compound under investigation incorporates a popular five-membered saturated NHC (known as SIPr) coordinated with a Cl atom attached at the formally carbene atom as a borate salt.




**Figure 1**

The molecular structure of the title compound showing the atom labelling. Fluorine atom labels and hydrogen atoms have been omitted for clarity. Displacement ellipsoids are drawn at the 50% probability level.

## 2. Structural commentary

The molecular structure of the title salt compound is shown in Fig. 1. The formerly carbene carbon has a distorted trigonal-planar geometry and is flanked by the two sterically bulky *N*-diisopropylphenyl groups of the heterocycle. The imidazolidinium ring is in a half-chair conformation having approximate  $C_2$  symmetry. The dihedral angle between the mean planes of the benzene rings is  $36.7(1)^\circ$ . The isopropyl groups containing C12 and C27 are essentially bisected by the plane of the benzene ring to which they are attached, subtending

**Table 1**

Hydrogen-bond geometry ( $\text{\AA}$ ,  $^\circ$ ).

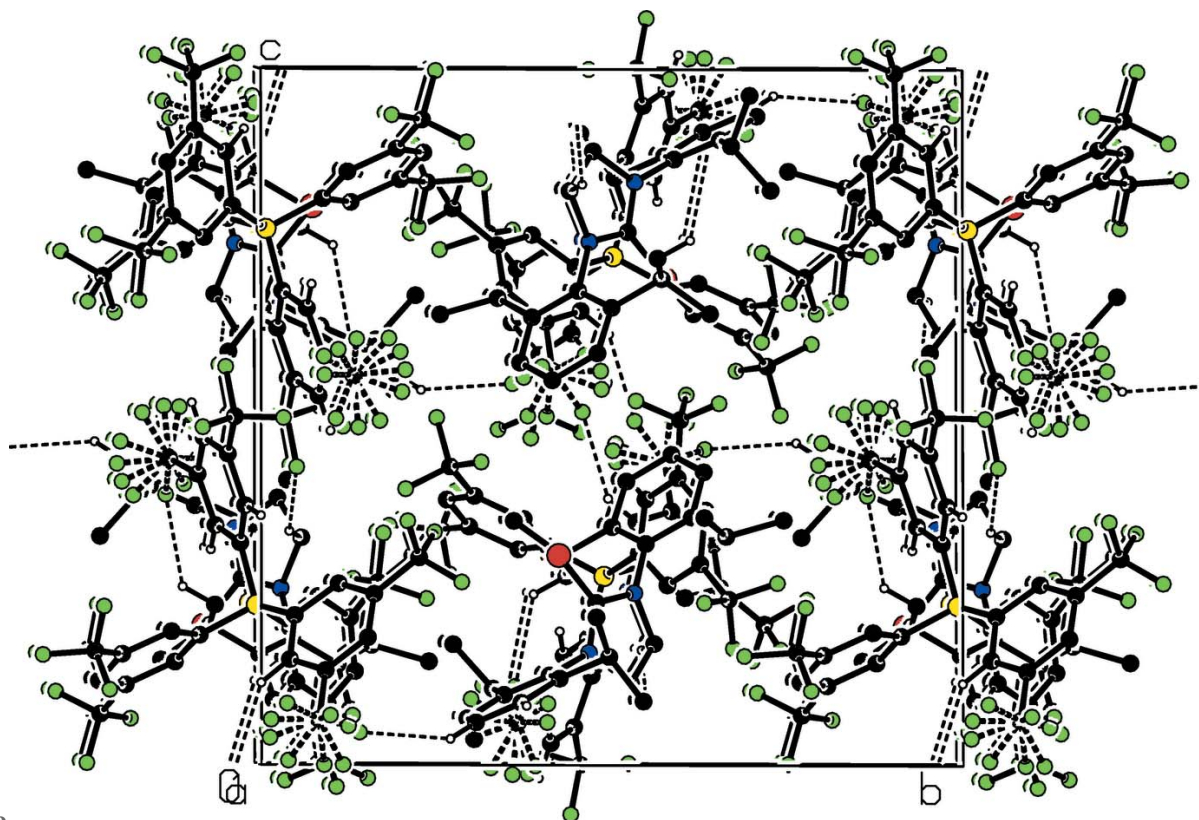
| $D-H\cdots A$              | $D-H$ | $H\cdots A$ | $D\cdots A$ | $D-H\cdots A$ |
|----------------------------|-------|-------------|-------------|---------------|
| $C3-H3A\cdots F15^i$       | 0.99  | 2.43        | 3.256 (3)   | 141           |
| $C12-H12A\cdots F17C^{ii}$ | 0.98  | 2.53        | 3.269 (12)  | 132           |
| $C19-H19\cdots F8D^{iii}$  | 0.95  | 2.48        | 3.297 (18)  | 144           |
| $C29-H29\cdots F9D^{iii}$  | 0.95  | 2.35        | 3.180 (14)  | 146           |

Symmetry codes: (i)  $-x + \frac{1}{2}, y - \frac{1}{2}, -z + \frac{1}{2}$ ; (ii)  $x - \frac{1}{2}, -y + \frac{1}{2}, z + \frac{1}{2}$ ; (iii)  $-x + 1, -y + 1, -z + 1$ .

dihedral angles of  $116.0(2)^\circ$  (C16/C21/C25/C27) and  $112.4(2)^\circ$  (C4/C9/C10/C12), relative to the *ipso* carbon atoms C4 and C16 while the isopropyl groups containing C15 and C23 deviate significantly from this bisected geometry with dihedral angles of  $26.1(2)^\circ$  (C4/C5/C13/C15) and  $46.7(2)^\circ$  (C16/C17/C22/C23) relative to the *ipso* carbon atoms C4 and C16. The C1–C11 bond length of  $1.681(2) \text{\AA}$  is slightly less than the average value of  $1.73 \text{\AA}$  for a  $Csp^2\cdots Cl$  bond length.

## 3. Supramolecular features

In the crystal, short-contact  $H\cdots F$  interactions between the isopropyl groups of the NHC and the trifluoromethyl groups of the anion are observed. These are due to weak  $C-H\cdots F$  hydrogen bonds (Table 1), which link the cations and anions, forming a three-dimensional network (Fig. 2). There is one short  $C11\cdots F20(\frac{3}{2} - x, -\frac{1}{2} + y, \frac{3}{2} - z)$  contact with a distance of


**Figure 2**

Part of the crystal structure with weak  $C-H\cdots F$  hydrogen bonds shown as dashed lines.

**Table 2**  
Experimental details.

|  |   |
|--|---|
| Crystal data   |   |
| Chemical formula   | $C_{17}H_{38}ClN_2^+ \cdot C_{32}H_{12}BF_{24}$ |
| $M_r$  | 1289.27   |
| Crystal system, space group  | Monoclinic, $P2_1/n$                            |
| Temperature (K)  | 125   |
| $a, b, c$ (Å)  | 18.5025 (12), 17.8739 (12),<br>19.7857 (13)     |
| $\beta$ (°)  | 116.428 (1)                                     |
| $V$ (Å <sup>3</sup> )  | 5859.5 (7)                                      |
| $Z$  | 4   |
| Radiation type   | Mo $K\alpha$                                    |
| $\mu$ (mm <sup>-1</sup> )  | 0.18  |
| Crystal size (mm)  | 0.39 × 0.38 × 0.08                              |
| Data collection  |   |
| Diffraction  | Siemens/Bruker APEXII                           |
| Absorption correction  | Multi-scan (SADABS; Bruker, 2008)               |
| $T_{\min}, T_{\max}$   | 0.660, 0.746                                    |
| No. of measured, independent and observed [ $I > 2\sigma(I)$ ] reflections | 40063, 10921, 8363                              |
| $R_{\text{int}}$   | 0.033   |
| $(\sin \theta/\lambda)_{\text{max}}$ (Å <sup>-1</sup> )                    | 0.606   |
| Refinement   |   |
| $R[F^2 > 2\sigma(F^2)], wR(F^2), S$  | 0.044, 0.113, 1.02                              |
| No. of reflections   | 10921   |
| No. of parameters  | 830   |
| No. of restraints  | 38  |
| H-atom treatment   | H-atom parameters constrained                   |
| $\Delta\rho_{\text{max}}, \Delta\rho_{\text{min}}$ (e Å <sup>-3</sup> )    | 0.52, -0.45                                     |

Computer programs: APEX2 and SAINT (Bruker, 2008), XS in SHELXTL (Sheldrick, 2008), SHELXL20147 (Sheldrick, 2015), ORTEP-3 for Windows (Farrugia, 2012), PLATON (Spek, 2009) and publCIF (Westrip, 2010).

3.213 (2) Å as well as multiple short F...F contacts with lengths less than 2.94 Å.

#### 4. Database survey

A search of the Cambridge Structural Database (CSD; Groom *et al.*, 2016) revealed two hits for structures which are imidazolidinium salts with *N*-methyl groups in place of the *N*-diisopropylphenyl groups of the title compound. One of the structures contains a tetrachloronickel counter-anion and the other is that of a chloride [XAMQAE (Kremzow *et al.*, 2005) and SISVUN (Böttcher *et al.*, 2014)]. The CSD also contains two structures of unsaturated five-membered NHC compounds that contain C–Cl bonds in the C2 position [NUXPOL (Arduengo *et al.*, 1997) and XOMMER (Kuhn *et al.*, 2002)].

#### 5. Synthesis and crystallization

In a glovebox, prior to the synthesis of the title compound, SIPrCO<sub>2</sub> (Zhou *et al.*, 2008) was reacted with SOCl<sub>2</sub> in an attempt to synthesize SIPrCOCl<sub>2</sub>. The exact composition of the product was unconfirmed; however, the decision was made to take a portion of this product and move forward to test its chemistry. This product is the primary reagent for the synthesis of the title salt. In a vial equipped with a magnetic stirring bar was placed the resulting product from the SIPrCO<sub>2</sub>/SOCl<sub>2</sub>

reaction (0.0478 g,  $9.745 \times 10^{-2}$  mmol), NaBARF (0.0863 g,  $9.738 \times 10^{-2}$  mmol) and 5 mL of dichloromethane. The mixture was left to stir overnight (18 h) after which the insoluble solids were removed by filtering the solution into a pre-weighed vial. This was done using a glass pipette containing a small layer of diatomaceous earth. Volatiles were removed *in vacuo*, leaving behind a pale-yellow-coloured solid (0.0596 g,  $4.623 \times 10^{-2}$  mmol). The purity of the sample was confirmed using <sup>1</sup>H NMR spectroscopy in deuterated chloroform (CDCl<sub>3</sub>). The recrystallization was carried out by evaporation of CDCl<sub>3</sub>, followed by cooling in the freezer overnight, to afford colourless needle-shaped crystals. <sup>1</sup>H NMR (300 MHz, 298 K, C<sub>6</sub>D<sub>6</sub>):  $\delta$  1.26 (d, CH(CH<sub>3</sub>)<sub>2</sub>, 12H), 1.33 (d, CH(CH<sub>3</sub>)<sub>2</sub>, 12H), 3.84 (sept., CH(CH<sub>3</sub>)<sub>2</sub>, 4H), 4.52 (s, CH<sub>2</sub>, 4H), 7.34 (d, *m*-Ar-H, 4H), 7.50 (s, *p*-Ar-H, 4H), 7.56 (t, *p*-Ar-H, 2H), 7.68 ppm (t, *m*-Ar-H, 8H). <sup>19</sup>F NMR (282.5 MHz, 298 K, C<sub>6</sub>D<sub>6</sub>):  $\delta$  -63.1 ppm (s). <sup>11</sup>B NMR (96.3 MHz, 298 K, C<sub>6</sub>D<sub>6</sub>):  $\delta$  -6.18 ppm (s). Trifluorotoluene was used as an external reference for the <sup>19</sup>F NMR spectrum and boron trifluoride diethyl etherate was used as the external reference for the <sup>11</sup>B NMR spectrum.

#### 6. Refinement

Crystal data, data collection and structure refinement details are summarized in Table 2. Hydrogen atoms were included at geometrically idealized positions and were included in a riding-motion approximation. For the methyl groups, the dihedral angle of the idealized tetrahedral CH<sub>3</sub> fragment was allowed to refine.

Prior to final refinement, there was significant disorder associated with one of the CF<sub>3</sub> groups attached to each of C34 and C58. After trying to assess whether the groups had two components of a disorder, it became clear that each of these CF<sub>3</sub> groups actually had four components of disorder that needed to be resolved. In order to do this, the SUMP command was applied to all of the fluorine atoms involved. This involved grouping the four components into PART 1, PART 2, PART 3, and PART 4, respectively, and assigning a free variable to each of the individual parts, where the weighted sum of the free variables was set to equal 1.0 (C58: 0.5: 0.3: 0.1: 0.1 and C34: 0.4: 0.3: 0.2: 0.1). Following refinement using the SUMP command, the EADP command was applied, which allowed for all of the anisotropic parameters of the fluorine ellipsoids to be similar in size. Lastly, the SADI command was applied to each of the affected C–F bonds in the disordered CF<sub>3</sub> groups in order to have similar bond lengths for each of the disordered F atoms (*i.e.* the bond lengths were approximately equal for C58–F16A–D, C58–F17A–D, *etc.*). The combination of these commands allowed for complete refinement of the CF<sub>3</sub> disorder.

#### Acknowledgements

We thank the Natural Sciences and Engineering Research Council of Canada (through the Discovery Grants Program to JDM). JDM acknowledges support from the Canadian

Foundation for Innovation, the Nova Scotia Research and Innovation Trust Fund and Saint Mary's University.

### References

- Aldeco-Perez, E., Rosenthal, A. J., Donnadieu, B., Parameswaran, P., Frenking, G. & Bertrand, G. (2009). *Science*, **326**, 556–559.
- Arduengo, A. J., Davidson, F., Dias, H. V. R., Goerlich, J. R., Khasnis, D., Marshall, W. J. & Prakasha, T. K. (1997). *J. Am. Chem. Soc.* **119**, 12742–12749.
- Arduengo, A. J., Harlow, R. L. & Kline, M. (1991). *J. Am. Chem. Soc.* **113**, 361–363.
- Bertrand, G. & Reed, R. (1994). *Coord. Chem. Rev.* **137**, 323–355.
- Böttcher, T., Steinhauer, S., Allefeld, N., Hoge, B., Neumann, B., Stammler, H. G., Bassil, B. S., Winter, M., Mitzel, N. W. & Rösenthaller, G. V. (2014). *Dalton Trans.* **43**, 2979–2987.
- Bourissou, D., Guerret, O., Gabbai, F. P. & Bertrand, G. (2000). *Chem. Rev.* **100**, 39–92.
- Bruker (2008). *APEX2*, *SAINTE* and *SADABS*. Bruker AXS Inc., Madison, Wisconsin, USA.
- Farrugia, L. J. (2012). *J. Appl. Cryst.* **45**, 849–854.
- Frey, G. D., Lavallo, V., Donnadieu, B., Schoeller, W. W. & Bertrand, G. (2007). *Science*, **316**, 439–441.
- Groom, C. R., Bruno, I. J., Lightfoot, M. P. & Ward, S. C. (2016). *Acta Cryst.* **B72**, 171–179.
- Igau, A., Grutzmacher, H., Baceiredo, A. & Bertrand, G. (1988). *J. Am. Chem. Soc.* **110**, 6463–6466.
- Kremzow, D., Seidel, G., Lehmann, C. W. & Fürstner, A. (2005). *Chem. Eur. J.* **11**, 1833–1853.
- Kuhn, N., Abu-Rayyan, A., Göhner, M. & Steimann, M. (2002). *Z. Anorg. Allg. Chem.* **628**, 1721–1723.
- Lavallo, V., Canac, Y., Präsang, C., Donnadieu, B. & Bertrand, G. (2005). *Angew. Chem.* **117**, 5851–5855.
- Sheldrick, G. M. (2008). *Acta Cryst.* **A64**, 112–122.
- Sheldrick, G. M. (2015). *Acta Cryst.* **C71**, 3–8.
- Spek, A. L. (2009). *Acta Cryst.* **D65**, 148–155.
- Westrip, S. P. (2010). *J. Appl. Cryst.* **43**, 920–925.
- Zhou, H., Zhang, W. Z., Liu, C. H., Qu, J. P. & Lu, X. B. (2008). *J. Org. Chem.* **73**, 8039–8044.

## supporting information

*Acta Cryst.* (2016). E72, 1471-1474 [doi:10.1107/S2056989016014584]

## Crystal structure of 2-chloro-1,3-(2,6-diisopropylphenyl)-4,5-dihydro-1*H*-imidazol-3-ium tetrakis(3,5-trifluoromethylphenyl)borate

Darcie L. Stack and Jason D. Masuda

### Computing details

Data collection: *APEX2* (Bruker, 2008); cell refinement: *SAINTE* (Bruker, 2008); data reduction: *SAINTE* (Bruker, 2008); program(s) used to solve structure: *XS* in *SHELXTL* (Sheldrick, 2008); program(s) used to refine structure: *SHELXL2014/7* (Sheldrick, 2015); molecular graphics: *ORTEP-3 for Windows* (Farrugia, 2012) and *PLATON* (Spek, 2009); software used to prepare material for publication: *publCIF* (Westrip, 2010).

### 2-Chloro-1,3-(2,6-diisopropylphenyl)-4,5-dihydro-1*H*-imidazol-3-ium tetrakis(3,5-trifluoromethylphenyl)borate

#### Crystal data

$C_{17}H_{38}ClN_2^+ \cdot C_{32}H_{12}BF_{24}$

$M_r = 1289.27$

Monoclinic,  $P2_1/n$

$a = 18.5025$  (12) Å

$b = 17.8739$  (12) Å

$c = 19.7857$  (13) Å

$\beta = 116.428$  (1)°

$V = 5859.5$  (7) Å<sup>3</sup>

$Z = 4$

$F(000) = 2624$

$D_x = 1.461$  Mg m<sup>-3</sup>

Mo  $K\alpha$  radiation,  $\lambda = 0.71073$  Å

Cell parameters from 9997 reflections

$\theta = 2.3$ – $27.8$ °

$\mu = 0.18$  mm<sup>-1</sup>

$T = 125$  K

Needle, colourless

$0.39 \times 0.38 \times 0.08$  mm

#### Data collection

Siemens/Bruker APEXII  
diffractometer

$\varphi$  and  $\omega$  scans

Absorption correction: multi-scan  
(SADABS; Bruker, 2008)

$T_{\min} = 0.660$ ,  $T_{\max} = 0.746$

40063 measured reflections

10921 independent reflections

8363 reflections with  $I > 2\sigma(I)$

$R_{\text{int}} = 0.033$

$\theta_{\max} = 25.5$ °,  $\theta_{\min} = 2.0$ °

$h = -22 \rightarrow 22$

$k = -21 \rightarrow 21$

$l = -23 \rightarrow 23$

#### Refinement

Refinement on  $F^2$

Least-squares matrix: full

$R[F^2 > 2\sigma(F^2)] = 0.044$

$wR(F^2) = 0.113$

$S = 1.02$

10921 reflections

830 parameters

38 restraints

Hydrogen site location: inferred from  
neighbouring sites

H-atom parameters constrained

$w = 1/[\sigma^2(F_o^2) + (0.0464P)^2 + 4.6564P]$

where  $P = (F_o^2 + 2F_c^2)/3$

$(\Delta/\sigma)_{\max} < 0.001$

$\Delta\rho_{\max} = 0.52$  e Å<sup>-3</sup>

$\Delta\rho_{\min} = -0.45$  e Å<sup>-3</sup>

*Special details*

**Geometry.** All esds (except the esd in the dihedral angle between two l.s. planes) are estimated using the full covariance matrix. The cell esds are taken into account individually in the estimation of esds in distances, angles and torsion angles; correlations between esds in cell parameters are only used when they are defined by crystal symmetry. An approximate (isotropic) treatment of cell esds is used for estimating esds involving l.s. planes.

*Fractional atomic coordinates and isotropic or equivalent isotropic displacement parameters ( $\text{\AA}^2$ )*

|     | <i>x</i>     | <i>y</i>      | <i>z</i>     | $U_{\text{iso}}^*/U_{\text{eq}}$ | Occ. (<1) |
|-----|--------------|---------------|--------------|----------------------------------|-----------|
| C11 | 0.57779 (3)  | 0.07669 (3)   | 0.80176 (3)  | 0.03051 (14)                     |           |
| F1  | 0.71125 (9)  | 0.20864 (8)   | 0.39608 (8)  | 0.0499 (4)                       |           |
| F2  | 0.76498 (9)  | 0.31577 (9)   | 0.43499 (10) | 0.0592 (5)                       |           |
| F3  | 0.71913 (9)  | 0.25293 (9)   | 0.49856 (8)  | 0.0469 (4)                       |           |
| F4  | 0.38941 (10) | 0.28263 (11)  | 0.39231 (9)  | 0.0641 (5)                       |           |
| F5  | 0.41659 (10) | 0.18771 (9)   | 0.34260 (12) | 0.0690 (5)                       |           |
| F6  | 0.34175 (9)  | 0.27432 (9)   | 0.27269 (8)  | 0.0507 (4)                       |           |
| F10 | 0.33308 (9)  | 0.78402 (7)   | 0.23647 (8)  | 0.0459 (4)                       |           |
| F11 | 0.26822 (9)  | 0.70653 (8)   | 0.14865 (9)  | 0.0537 (4)                       |           |
| F12 | 0.38410 (10) | 0.74577 (8)   | 0.16469 (9)  | 0.0497 (4)                       |           |
| F13 | 0.25354 (8)  | 0.41455 (8)   | 0.01425 (8)  | 0.0445 (4)                       |           |
| F14 | 0.27430 (8)  | 0.52975 (8)   | 0.00069 (8)  | 0.0385 (3)                       |           |
| F15 | 0.28655 (8)  | 0.44738 (9)   | -0.07256 (7) | 0.0470 (4)                       |           |
| F19 | 0.82744 (9)  | 0.65439 (9)   | 0.51987 (8)  | 0.0488 (4)                       |           |
| F20 | 0.81541 (11) | 0.53617 (9)   | 0.52327 (8)  | 0.0657 (5)                       |           |
| F21 | 0.72766 (10) | 0.60866 (10)  | 0.53192 (8)  | 0.0561 (5)                       |           |
| F22 | 0.67492 (8)  | 0.67563 (8)   | 0.16727 (7)  | 0.0426 (4)                       |           |
| F23 | 0.75829 (10) | 0.73793 (8)   | 0.26143 (9)  | 0.0490 (4)                       |           |
| F24 | 0.79387 (9)  | 0.63343 (9)   | 0.23298 (9)  | 0.0492 (4)                       |           |
| N1  | 0.49006 (10) | 0.03298 (9)   | 0.66179 (9)  | 0.0219 (4)                       |           |
| N2  | 0.47084 (10) | -0.03195 (9)  | 0.74765 (9)  | 0.0225 (4)                       |           |
| C1  | 0.50909 (12) | 0.02306 (11)  | 0.73361 (11) | 0.0219 (4)                       |           |
| C2  | 0.43398 (13) | -0.02710 (12) | 0.61751 (12) | 0.0273 (5)                       |           |
| H2A | 0.4616       | -0.0647       | 0.6004       | 0.033*                           |           |
| H2B | 0.3871       | -0.0066       | 0.5731       | 0.033*                           |           |
| C3  | 0.40817 (13) | -0.06074 (13) | 0.67455 (11) | 0.0275 (5)                       |           |
| H3A | 0.3537       | -0.0433       | 0.6651       | 0.033*                           |           |
| H3B | 0.4085       | -0.1161       | 0.6731       | 0.033*                           |           |
| C4  | 0.46845 (12) | -0.04819 (12) | 0.81830 (11) | 0.0239 (5)                       |           |
| C5  | 0.50674 (13) | -0.11362 (12) | 0.85634 (12) | 0.0262 (5)                       |           |
| C6  | 0.49935 (14) | -0.13078 (13) | 0.92158 (12) | 0.0308 (5)                       |           |
| H6  | 0.5246       | -0.1745       | 0.9493       | 0.037*                           |           |
| C7  | 0.45600 (14) | -0.08535 (13) | 0.94660 (12) | 0.0317 (5)                       |           |
| H7  | 0.4515       | -0.0984       | 0.9911       | 0.038*                           |           |
| C8  | 0.41908 (14) | -0.02121 (13) | 0.90777 (12) | 0.0311 (5)                       |           |
| H8  | 0.3898       | 0.0095        | 0.9261       | 0.037*                           |           |
| C9  | 0.42415 (13) | -0.00086 (12) | 0.84220 (12) | 0.0261 (5)                       |           |
| C10 | 0.38168 (13) | 0.06998 (13)  | 0.80057 (13) | 0.0304 (5)                       |           |
| H10 | 0.3933       | 0.0762        | 0.7561       | 0.037*                           |           |

|      |              |               |              |            |
|------|--------------|---------------|--------------|------------|
| C11  | 0.41371 (15) | 0.13920 (13)  | 0.85073 (14) | 0.0378 (6) |
| H11A | 0.3886       | 0.1842        | 0.8213       | 0.057*     |
| H11B | 0.4724       | 0.1421        | 0.8695       | 0.057*     |
| H11C | 0.4006       | 0.1356        | 0.8935       | 0.057*     |
| C12  | 0.29009 (14) | 0.06342 (15)  | 0.77105 (15) | 0.0431 (6) |
| H12A | 0.2643       | 0.1097        | 0.7450       | 0.065*     |
| H12B | 0.2773       | 0.0550        | 0.8135       | 0.065*     |
| H12C | 0.2701       | 0.0213        | 0.7358       | 0.065*     |
| C13  | 0.55597 (14) | -0.16215 (13) | 0.82903 (13) | 0.0312 (5) |
| H13  | 0.5292       | -0.1605       | 0.7726       | 0.037*     |
| C14  | 0.64129 (15) | -0.13026 (15) | 0.85628 (15) | 0.0419 (6) |
| H14A | 0.6718       | -0.1614       | 0.8372       | 0.063*     |
| H14B | 0.6686       | -0.1300       | 0.9116       | 0.063*     |
| H14C | 0.6380       | -0.0790       | 0.8375       | 0.063*     |
| C15  | 0.56033 (19) | -0.24404 (14) | 0.85261 (16) | 0.0466 (7) |
| H15A | 0.5056       | -0.2642       | 0.8343       | 0.070*     |
| H15B | 0.5883       | -0.2477       | 0.9078       | 0.070*     |
| H15C | 0.5900       | -0.2728       | 0.8309       | 0.070*     |
| C16  | 0.52057 (13) | 0.08945 (11)  | 0.62913 (11) | 0.0228 (4) |
| C17  | 0.47416 (13) | 0.15411 (12)  | 0.60097 (11) | 0.0252 (5) |
| C18  | 0.50294 (15) | 0.20684 (12)  | 0.56719 (12) | 0.0313 (5) |
| H18  | 0.4733       | 0.2516        | 0.5476       | 0.038*     |
| C19  | 0.57381 (15) | 0.19514 (13)  | 0.56161 (13) | 0.0335 (5) |
| H19  | 0.5922       | 0.2317        | 0.5380       | 0.040*     |
| C20  | 0.61821 (14) | 0.13085 (13)  | 0.59001 (12) | 0.0307 (5) |
| H20  | 0.6669       | 0.1238        | 0.5858       | 0.037*     |
| C21  | 0.59283 (13) | 0.07586 (12)  | 0.62487 (11) | 0.0253 (5) |
| C22  | 0.39771 (14) | 0.16936 (13)  | 0.60966 (13) | 0.0310 (5) |
| H22  | 0.3813       | 0.1213        | 0.6247       | 0.037*     |
| C23  | 0.32750 (15) | 0.19532 (16)  | 0.53670 (14) | 0.0439 (6) |
| H23A | 0.3406       | 0.2439        | 0.5219       | 0.066*     |
| H23B | 0.2790       | 0.2002        | 0.5445       | 0.066*     |
| H23C | 0.3178       | 0.1586        | 0.4968       | 0.066*     |
| C24  | 0.41498 (16) | 0.22592 (16)  | 0.67338 (14) | 0.0432 (6) |
| H24A | 0.4300       | 0.2742        | 0.6597       | 0.065*     |
| H24B | 0.4594       | 0.2075        | 0.7200       | 0.065*     |
| H24C | 0.3666       | 0.2322        | 0.6811       | 0.065*     |
| C25  | 0.64282 (14) | 0.00569 (13)  | 0.65617 (13) | 0.0318 (5) |
| H25  | 0.6175       | -0.0237       | 0.6830       | 0.038*     |
| C26  | 0.72921 (16) | 0.02464 (17)  | 0.71340 (17) | 0.0543 (8) |
| H26A | 0.7561       | 0.0522        | 0.6881       | 0.081*     |
| H26B | 0.7589       | -0.0217       | 0.7349       | 0.081*     |
| H26C | 0.7280       | 0.0556        | 0.7538       | 0.081*     |
| C27  | 0.64207 (18) | -0.04305 (14) | 0.59237 (15) | 0.0442 (7) |
| H27A | 0.5862       | -0.0555       | 0.5573       | 0.066*     |
| H27B | 0.6724       | -0.0892       | 0.6135       | 0.066*     |
| H27C | 0.6671       | -0.0157       | 0.5653       | 0.066*     |
| C28  | 0.46452 (12) | 0.54706 (11)  | 0.28500 (11) | 0.0214 (4) |

|      |              |              |               |            |           |
|------|--------------|--------------|---------------|------------|-----------|
| C29  | 0.44991 (12) | 0.54002 (12) | 0.34834 (11)  | 0.0236 (4) |           |
| H29  | 0.4736       | 0.4994       | 0.3819        | 0.028*     |           |
| C30  | 0.40201 (13) | 0.59036 (12) | 0.36383 (12)  | 0.0251 (5) |           |
| C31  | 0.36629 (13) | 0.65038 (12) | 0.31637 (12)  | 0.0271 (5) |           |
| H31  | 0.3326       | 0.6843       | 0.3263        | 0.033*     |           |
| C32  | 0.38103 (12) | 0.65968 (12) | 0.25381 (12)  | 0.0240 (5) |           |
| C33  | 0.42937 (12) | 0.60951 (11) | 0.23918 (12)  | 0.0228 (4) |           |
| H33  | 0.4391       | 0.6177       | 0.1965        | 0.027*     |           |
| C34  | 0.39268 (15) | 0.58098 (14) | 0.43418 (14)  | 0.0357 (6) |           |
| C35  | 0.34218 (14) | 0.72339 (13) | 0.20124 (13)  | 0.0305 (5) |           |
| C36  | 0.53982 (12) | 0.41235 (11) | 0.31391 (11)  | 0.0215 (4) |           |
| C37  | 0.47298 (13) | 0.37166 (12) | 0.30880 (11)  | 0.0248 (5) |           |
| H37  | 0.4207       | 0.3928       | 0.2823        | 0.030*     |           |
| C38  | 0.48060 (13) | 0.30127 (12) | 0.34134 (12)  | 0.0274 (5) |           |
| C39  | 0.55582 (13) | 0.26877 (12) | 0.38019 (12)  | 0.0270 (5) |           |
| H39  | 0.5612       | 0.2208       | 0.4026        | 0.032*     |           |
| C40  | 0.62297 (13) | 0.30745 (12) | 0.38578 (11)  | 0.0243 (5) |           |
| C41  | 0.61488 (13) | 0.37765 (12) | 0.35287 (11)  | 0.0230 (4) |           |
| H41  | 0.6619       | 0.4028       | 0.3570        | 0.028*     |           |
| C42  | 0.70419 (14) | 0.27203 (12) | 0.42822 (13)  | 0.0299 (5) |           |
| C43  | 0.40729 (15) | 0.26223 (14) | 0.33705 (14)  | 0.0367 (6) |           |
| C44  | 0.61133 (12) | 0.54189 (11) | 0.30350 (11)  | 0.0207 (4) |           |
| C45  | 0.65695 (13) | 0.55098 (12) | 0.38128 (12)  | 0.0235 (4) |           |
| H45  | 0.6407       | 0.5253       | 0.4143        | 0.028*     |           |
| C46  | 0.72526 (13) | 0.59620 (12) | 0.41220 (12)  | 0.0249 (5) |           |
| C47  | 0.75007 (13) | 0.63552 (12) | 0.36600 (12)  | 0.0252 (5) |           |
| H47  | 0.7966       | 0.6665       | 0.3867        | 0.030*     |           |
| C48  | 0.70505 (12) | 0.62841 (11) | 0.28859 (12)  | 0.0226 (4) |           |
| C49  | 0.63740 (12) | 0.58233 (11) | 0.25804 (11)  | 0.0220 (4) |           |
| H49  | 0.6081       | 0.5783       | 0.2047        | 0.026*     |           |
| C50  | 0.77279 (15) | 0.59941 (14) | 0.49580 (13)  | 0.0351 (6) |           |
| C51  | 0.73266 (13) | 0.66856 (12) | 0.23798 (12)  | 0.0267 (5) |           |
| C52  | 0.49542 (12) | 0.46987 (11) | 0.18099 (11)  | 0.0215 (4) |           |
| C53  | 0.54765 (12) | 0.43508 (12) | 0.15634 (12)  | 0.0235 (4) |           |
| H53  | 0.6028       | 0.4289       | 0.1912        | 0.028*     |           |
| C54  | 0.52144 (13) | 0.40933 (12) | 0.08269 (12)  | 0.0248 (5) |           |
| C55  | 0.44147 (13) | 0.41754 (12) | 0.03016 (12)  | 0.0259 (5) |           |
| H55  | 0.4233       | 0.4004       | -0.0202       | 0.031*     |           |
| C56  | 0.38899 (13) | 0.45129 (11) | 0.05310 (11)  | 0.0233 (4) |           |
| C57  | 0.41534 (12) | 0.47617 (11) | 0.12721 (11)  | 0.0224 (4) |           |
| H57  | 0.3774       | 0.4981       | 0.1414        | 0.027*     |           |
| C59  | 0.30216 (14) | 0.46077 (13) | -0.00085 (12) | 0.0305 (5) |           |
| B1   | 0.52749 (14) | 0.49284 (13) | 0.27032 (13)  | 0.0212 (5) |           |
| C58  | 0.57881 (14) | 0.36974 (13) | 0.06062 (12)  | 0.0334 (5) |           |
| F16A | 0.5578 (3)   | 0.3839 (2)   | -0.01354 (12) | 0.0362 (4) | 0.457 (3) |
| F17A | 0.5790 (3)   | 0.29508 (11) | 0.0682 (3)    | 0.0362 (4) | 0.457 (3) |
| F18A | 0.65707 (14) | 0.3914 (3)   | 0.0972 (3)    | 0.0362 (4) | 0.457 (3) |
| F16B | 0.5558 (5)   | 0.3618 (4)   | -0.01471 (13) | 0.0362 (4) | 0.315 (3) |



|      |             |              |              |            |             |
|------|-------------|--------------|--------------|------------|-------------|
| F17B | 0.5990 (4)  | 0.30242 (19) | 0.0940 (3)   | 0.0362 (4) | 0.315 (3)   |
| F18B | 0.6470 (2)  | 0.4117 (3)   | 0.0875 (4)   | 0.0362 (4) | 0.315 (3)   |
| F16C | 0.5496 (8)  | 0.2997 (4)   | 0.0363 (9)   | 0.0362 (4) | 0.118 (3)   |
| F17C | 0.6562 (3)  | 0.3652 (9)   | 0.1125 (6)   | 0.0362 (4) | 0.118 (3)   |
| F18C | 0.5837 (9)  | 0.3942 (8)   | -0.0020 (5)  | 0.0362 (4) | 0.118 (3)   |
| F16D | 0.5391 (7)  | 0.3310 (8)   | -0.0051 (6)  | 0.0362 (4) | 0.110 (3)   |
| F17D | 0.6205 (9)  | 0.3188 (6)   | 0.1136 (6)   | 0.0362 (4) | 0.110 (3)   |
| F18D | 0.6404 (6)  | 0.4108 (7)   | 0.0606 (9)   | 0.0362 (4) | 0.110 (3)   |
| F7A  | 0.3939 (5)  | 0.51089 (14) | 0.4606 (3)   | 0.0351 (5) | 0.398 (3)   |
| F8A  | 0.3370 (4)  | 0.6223 (4)   | 0.4436 (4)   | 0.0351 (5) | 0.398 (3)   |
| F9A  | 0.4609 (2)  | 0.6116 (3)   | 0.49079 (19) | 0.0351 (5) | 0.398 (3)   |
| F7B  | 0.3620 (4)  | 0.51232 (18) | 0.4344 (3)   | 0.0351 (5) | 0.338 (3)   |
| F8B  | 0.3334 (5)  | 0.6281 (5)   | 0.4284 (4)   | 0.0351 (5) | 0.338 (3)   |
| F9B  | 0.4625 (2)  | 0.5889 (3)   | 0.4999 (2)   | 0.0351 (5) | 0.338 (3)   |
| F7C  | 0.3999 (9)  | 0.50701 (19) | 0.4506 (7)   | 0.0351 (5) | 0.190 (3)   |
| F8C  | 0.3188 (3)  | 0.5964 (6)   | 0.4282 (5)   | 0.0351 (5) | 0.190 (3)   |
| F9C  | 0.4455 (4)  | 0.6156 (6)   | 0.4995 (4)   | 0.0351 (5) | 0.190 (3)   |
| F7D  | 0.3279 (8)  | 0.5350 (9)   | 0.4112 (10)  | 0.0351 (5) | 0.0734 (19) |
| F8D  | 0.3577 (12) | 0.6383 (9)   | 0.4527 (14)  | 0.0351 (5) | 0.0734 (19) |
| F9D  | 0.4442 (10) | 0.5377 (10)  | 0.4934 (7)   | 0.0351 (5) | 0.0734 (19) |

*Atomic displacement parameters (Å<sup>2</sup>)*

|     | $U^{11}$    | $U^{22}$    | $U^{33}$    | $U^{12}$     | $U^{13}$    | $U^{23}$    |
|-----|-------------|-------------|-------------|--------------|-------------|-------------|
| C11 | 0.0307 (3)  | 0.0299 (3)  | 0.0250 (3)  | -0.0082 (2)  | 0.0070 (2)  | -0.0015 (2) |
| F1  | 0.0515 (9)  | 0.0446 (9)  | 0.0496 (9)  | 0.0195 (7)   | 0.0189 (8)  | -0.0124 (7) |
| F2  | 0.0289 (8)  | 0.0459 (9)  | 0.0903 (13) | 0.0045 (7)   | 0.0153 (8)  | 0.0269 (9)  |
| F3  | 0.0488 (9)  | 0.0569 (10) | 0.0318 (8)  | 0.0221 (7)   | 0.0149 (7)  | 0.0079 (7)  |
| F4  | 0.0546 (10) | 0.1007 (14) | 0.0528 (10) | -0.0322 (10) | 0.0381 (9)  | -0.0135 (9) |
| F5  | 0.0544 (10) | 0.0349 (9)  | 0.1155 (16) | -0.0146 (8)  | 0.0357 (11) | 0.0160 (9)  |
| F6  | 0.0337 (8)  | 0.0657 (11) | 0.0449 (9)  | -0.0190 (7)  | 0.0105 (7)  | 0.0062 (8)  |
| F10 | 0.0632 (10) | 0.0234 (7)  | 0.0480 (9)  | 0.0094 (7)   | 0.0220 (8)  | 0.0000 (6)  |
| F11 | 0.0391 (9)  | 0.0390 (9)  | 0.0491 (9)  | 0.0009 (7)   | -0.0108 (7) | 0.0055 (7)  |
| F12 | 0.0595 (10) | 0.0430 (9)  | 0.0576 (10) | 0.0171 (7)   | 0.0360 (8)  | 0.0254 (7)  |
| F13 | 0.0288 (7)  | 0.0461 (9)  | 0.0550 (9)  | -0.0129 (6)  | 0.0153 (7)  | -0.0047 (7) |
| F14 | 0.0290 (7)  | 0.0378 (8)  | 0.0402 (8)  | 0.0058 (6)   | 0.0077 (6)  | -0.0012 (6) |
| F15 | 0.0330 (8)  | 0.0726 (11) | 0.0245 (7)  | 0.0039 (7)   | 0.0029 (6)  | -0.0126 (7) |
| F19 | 0.0449 (9)  | 0.0591 (10) | 0.0325 (8)  | -0.0212 (8)  | 0.0082 (7)  | -0.0156 (7) |
| F20 | 0.0818 (12) | 0.0504 (10) | 0.0300 (8)  | 0.0155 (9)   | -0.0065 (8) | 0.0039 (7)  |
| F21 | 0.0561 (10) | 0.0880 (13) | 0.0281 (7)  | -0.0215 (9)  | 0.0221 (7)  | -0.0141 (8) |
| F22 | 0.0393 (8)  | 0.0531 (9)  | 0.0333 (7)  | -0.0058 (7)  | 0.0143 (6)  | 0.0144 (7)  |
| F23 | 0.0696 (11) | 0.0312 (8)  | 0.0549 (9)  | -0.0185 (7)  | 0.0354 (8)  | -0.0028 (7) |
| F24 | 0.0502 (9)  | 0.0524 (9)  | 0.0659 (10) | 0.0230 (8)   | 0.0448 (8)  | 0.0260 (8)  |
| N1  | 0.0216 (9)  | 0.0207 (9)  | 0.0201 (9)  | -0.0012 (7)  | 0.0064 (7)  | 0.0005 (7)  |
| N2  | 0.0224 (9)  | 0.0213 (9)  | 0.0202 (9)  | -0.0041 (7)  | 0.0061 (7)  | 0.0003 (7)  |
| C1  | 0.0210 (10) | 0.0185 (10) | 0.0231 (11) | 0.0029 (8)   | 0.0070 (9)  | 0.0003 (8)  |
| C2  | 0.0288 (12) | 0.0262 (12) | 0.0228 (11) | -0.0052 (9)  | 0.0078 (9)  | -0.0034 (9) |
| C3  | 0.0264 (11) | 0.0291 (12) | 0.0218 (11) | -0.0070 (9)  | 0.0061 (9)  | -0.0016 (9) |

|     |             |             |             |              |             |              |
|-----|-------------|-------------|-------------|--------------|-------------|--------------|
| C4  | 0.0224 (11) | 0.0266 (11) | 0.0196 (10) | -0.0074 (9)  | 0.0068 (9)  | 0.0004 (8)   |
| C5  | 0.0264 (11) | 0.0242 (11) | 0.0241 (11) | -0.0069 (9)  | 0.0077 (9)  | -0.0014 (9)  |
| C6  | 0.0353 (13) | 0.0272 (12) | 0.0253 (11) | -0.0045 (10) | 0.0093 (10) | 0.0037 (9)   |
| C7  | 0.0353 (13) | 0.0363 (13) | 0.0229 (11) | -0.0113 (10) | 0.0126 (10) | 0.0006 (10)  |
| C8  | 0.0296 (12) | 0.0358 (13) | 0.0286 (12) | -0.0073 (10) | 0.0137 (10) | -0.0054 (10) |
| C9  | 0.0225 (11) | 0.0273 (12) | 0.0251 (11) | -0.0069 (9)  | 0.0074 (9)  | -0.0021 (9)  |
| C10 | 0.0290 (12) | 0.0307 (12) | 0.0305 (12) | 0.0018 (10)  | 0.0123 (10) | 0.0011 (10)  |
| C11 | 0.0399 (14) | 0.0297 (13) | 0.0384 (14) | 0.0023 (11)  | 0.0124 (11) | -0.0016 (10) |
| C12 | 0.0302 (13) | 0.0440 (15) | 0.0480 (15) | 0.0028 (11)  | 0.0110 (12) | 0.0026 (12)  |
| C13 | 0.0363 (13) | 0.0264 (12) | 0.0274 (12) | 0.0007 (10)  | 0.0112 (10) | 0.0032 (9)   |
| C14 | 0.0324 (13) | 0.0399 (15) | 0.0492 (15) | 0.0057 (11)  | 0.0142 (12) | 0.0022 (12)  |
| C15 | 0.0691 (19) | 0.0267 (13) | 0.0488 (16) | 0.0030 (13)  | 0.0305 (15) | 0.0038 (11)  |
| C16 | 0.0262 (11) | 0.0220 (11) | 0.0179 (10) | -0.0025 (9)  | 0.0077 (9)  | 0.0009 (8)   |
| C17 | 0.0287 (12) | 0.0231 (11) | 0.0194 (10) | 0.0014 (9)   | 0.0067 (9)  | -0.0009 (8)  |
| C18 | 0.0439 (14) | 0.0206 (11) | 0.0266 (11) | 0.0033 (10)  | 0.0131 (11) | 0.0033 (9)   |
| C19 | 0.0500 (15) | 0.0257 (12) | 0.0292 (12) | -0.0057 (11) | 0.0215 (11) | 0.0017 (9)   |
| C20 | 0.0336 (13) | 0.0325 (13) | 0.0312 (12) | -0.0034 (10) | 0.0191 (10) | -0.0011 (10) |
| C21 | 0.0276 (11) | 0.0271 (12) | 0.0210 (10) | 0.0009 (9)   | 0.0107 (9)  | 0.0007 (9)   |
| C22 | 0.0326 (12) | 0.0246 (12) | 0.0345 (12) | 0.0067 (10)  | 0.0139 (10) | 0.0032 (9)   |
| C23 | 0.0353 (14) | 0.0463 (16) | 0.0400 (14) | 0.0102 (12)  | 0.0077 (12) | 0.0013 (12)  |
| C24 | 0.0382 (14) | 0.0502 (16) | 0.0384 (14) | 0.0125 (12)  | 0.0145 (12) | -0.0052 (12) |
| C25 | 0.0328 (12) | 0.0318 (13) | 0.0349 (12) | 0.0071 (10)  | 0.0187 (11) | 0.0084 (10)  |
| C26 | 0.0375 (15) | 0.0547 (18) | 0.0590 (18) | 0.0144 (13)  | 0.0109 (14) | 0.0113 (15)  |
| C27 | 0.0641 (18) | 0.0307 (14) | 0.0510 (16) | 0.0119 (13)  | 0.0375 (15) | 0.0066 (12)  |
| C28 | 0.0192 (10) | 0.0233 (11) | 0.0194 (10) | -0.0035 (8)  | 0.0066 (8)  | -0.0028 (8)  |
| C29 | 0.0214 (11) | 0.0242 (11) | 0.0236 (11) | -0.0007 (9)  | 0.0085 (9)  | -0.0014 (9)  |
| C30 | 0.0232 (11) | 0.0271 (12) | 0.0244 (11) | -0.0016 (9)  | 0.0101 (9)  | -0.0039 (9)  |
| C31 | 0.0233 (11) | 0.0257 (12) | 0.0318 (12) | -0.0004 (9)  | 0.0119 (10) | -0.0075 (9)  |
| C32 | 0.0207 (11) | 0.0214 (11) | 0.0256 (11) | -0.0030 (8)  | 0.0065 (9)  | -0.0024 (8)  |
| C33 | 0.0219 (10) | 0.0232 (11) | 0.0231 (10) | -0.0048 (8)  | 0.0098 (9)  | -0.0018 (8)  |
| C34 | 0.0395 (14) | 0.0370 (14) | 0.0373 (13) | 0.0063 (11)  | 0.0231 (12) | 0.0004 (11)  |
| C35 | 0.0292 (12) | 0.0267 (12) | 0.0317 (12) | 0.0024 (9)   | 0.0100 (10) | -0.0010 (10) |
| C36 | 0.0253 (11) | 0.0221 (11) | 0.0191 (10) | -0.0019 (8)  | 0.0118 (9)  | -0.0028 (8)  |
| C37 | 0.0247 (11) | 0.0271 (12) | 0.0226 (10) | -0.0011 (9)  | 0.0105 (9)  | -0.0012 (9)  |
| C38 | 0.0309 (12) | 0.0259 (12) | 0.0271 (11) | -0.0072 (9)  | 0.0145 (10) | -0.0025 (9)  |
| C39 | 0.0373 (13) | 0.0209 (11) | 0.0251 (11) | -0.0007 (9)  | 0.0159 (10) | -0.0001 (9)  |
| C40 | 0.0304 (12) | 0.0223 (11) | 0.0219 (10) | 0.0002 (9)   | 0.0132 (9)  | -0.0023 (8)  |
| C41 | 0.0247 (11) | 0.0231 (11) | 0.0242 (10) | -0.0019 (9)  | 0.0137 (9)  | -0.0029 (8)  |
| C42 | 0.0341 (13) | 0.0235 (12) | 0.0338 (13) | 0.0042 (10)  | 0.0167 (11) | 0.0006 (9)   |
| C43 | 0.0362 (14) | 0.0363 (14) | 0.0369 (13) | -0.0082 (11) | 0.0157 (12) | 0.0017 (11)  |
| C44 | 0.0225 (10) | 0.0192 (10) | 0.0222 (10) | 0.0037 (8)   | 0.0115 (9)  | 0.0001 (8)   |
| C45 | 0.0263 (11) | 0.0214 (11) | 0.0256 (11) | 0.0013 (9)   | 0.0140 (9)  | 0.0008 (8)   |
| C46 | 0.0249 (11) | 0.0233 (11) | 0.0244 (11) | 0.0026 (9)   | 0.0092 (9)  | -0.0028 (9)  |
| C47 | 0.0216 (11) | 0.0216 (11) | 0.0309 (12) | -0.0003 (9)  | 0.0103 (9)  | -0.0027 (9)  |
| C48 | 0.0229 (11) | 0.0177 (10) | 0.0290 (11) | 0.0035 (8)   | 0.0131 (9)  | 0.0009 (8)   |
| C49 | 0.0224 (10) | 0.0220 (11) | 0.0213 (10) | 0.0038 (8)   | 0.0096 (9)  | -0.0014 (8)  |
| C50 | 0.0372 (13) | 0.0352 (13) | 0.0271 (12) | -0.0042 (11) | 0.0089 (11) | -0.0037 (10) |
| C51 | 0.0259 (12) | 0.0230 (11) | 0.0334 (12) | 0.0007 (9)   | 0.0152 (10) | 0.0015 (9)   |

|      |             |             |             |              |             |              |
|------|-------------|-------------|-------------|--------------|-------------|--------------|
| C52  | 0.0248 (11) | 0.0172 (10) | 0.0228 (10) | -0.0021 (8)  | 0.0109 (9)  | 0.0018 (8)   |
| C53  | 0.0209 (10) | 0.0244 (11) | 0.0239 (10) | -0.0009 (8)  | 0.0088 (9)  | 0.0005 (8)   |
| C54  | 0.0280 (11) | 0.0222 (11) | 0.0270 (11) | -0.0015 (9)  | 0.0148 (9)  | -0.0002 (9)  |
| C55  | 0.0310 (12) | 0.0240 (11) | 0.0232 (11) | -0.0033 (9)  | 0.0126 (10) | -0.0038 (9)  |
| C56  | 0.0250 (11) | 0.0200 (11) | 0.0244 (11) | -0.0027 (8)  | 0.0104 (9)  | -0.0004 (8)  |
| C57  | 0.0231 (11) | 0.0204 (11) | 0.0255 (11) | -0.0019 (8)  | 0.0125 (9)  | 0.0007 (8)   |
| C59  | 0.0274 (12) | 0.0338 (13) | 0.0284 (12) | -0.0036 (10) | 0.0107 (10) | -0.0062 (10) |
| B1   | 0.0208 (12) | 0.0223 (12) | 0.0199 (11) | 0.0010 (9)   | 0.0085 (10) | 0.0010 (9)   |
| C58  | 0.0317 (13) | 0.0377 (14) | 0.0305 (12) | 0.0009 (10)  | 0.0136 (10) | -0.0048 (10) |
| F16A | 0.0396 (8)  | 0.0351 (10) | 0.0406 (8)  | 0.0062 (7)   | 0.0239 (7)  | -0.0056 (7)  |
| F17A | 0.0396 (8)  | 0.0351 (10) | 0.0406 (8)  | 0.0062 (7)   | 0.0239 (7)  | -0.0056 (7)  |
| F18A | 0.0396 (8)  | 0.0351 (10) | 0.0406 (8)  | 0.0062 (7)   | 0.0239 (7)  | -0.0056 (7)  |
| F16B | 0.0396 (8)  | 0.0351 (10) | 0.0406 (8)  | 0.0062 (7)   | 0.0239 (7)  | -0.0056 (7)  |
| F17B | 0.0396 (8)  | 0.0351 (10) | 0.0406 (8)  | 0.0062 (7)   | 0.0239 (7)  | -0.0056 (7)  |
| F18B | 0.0396 (8)  | 0.0351 (10) | 0.0406 (8)  | 0.0062 (7)   | 0.0239 (7)  | -0.0056 (7)  |
| F16C | 0.0396 (8)  | 0.0351 (10) | 0.0406 (8)  | 0.0062 (7)   | 0.0239 (7)  | -0.0056 (7)  |
| F17C | 0.0396 (8)  | 0.0351 (10) | 0.0406 (8)  | 0.0062 (7)   | 0.0239 (7)  | -0.0056 (7)  |
| F18C | 0.0396 (8)  | 0.0351 (10) | 0.0406 (8)  | 0.0062 (7)   | 0.0239 (7)  | -0.0056 (7)  |
| F16D | 0.0396 (8)  | 0.0351 (10) | 0.0406 (8)  | 0.0062 (7)   | 0.0239 (7)  | -0.0056 (7)  |
| F17D | 0.0396 (8)  | 0.0351 (10) | 0.0406 (8)  | 0.0062 (7)   | 0.0239 (7)  | -0.0056 (7)  |
| F18D | 0.0396 (8)  | 0.0351 (10) | 0.0406 (8)  | 0.0062 (7)   | 0.0239 (7)  | -0.0056 (7)  |
| F7A  | 0.0448 (8)  | 0.0450 (9)  | 0.0241 (9)  | 0.0091 (6)   | 0.0230 (7)  | 0.0062 (6)   |
| F8A  | 0.0448 (8)  | 0.0450 (9)  | 0.0241 (9)  | 0.0091 (6)   | 0.0230 (7)  | 0.0062 (6)   |
| F9A  | 0.0448 (8)  | 0.0450 (9)  | 0.0241 (9)  | 0.0091 (6)   | 0.0230 (7)  | 0.0062 (6)   |
| F7B  | 0.0448 (8)  | 0.0450 (9)  | 0.0241 (9)  | 0.0091 (6)   | 0.0230 (7)  | 0.0062 (6)   |
| F8B  | 0.0448 (8)  | 0.0450 (9)  | 0.0241 (9)  | 0.0091 (6)   | 0.0230 (7)  | 0.0062 (6)   |
| F9B  | 0.0448 (8)  | 0.0450 (9)  | 0.0241 (9)  | 0.0091 (6)   | 0.0230 (7)  | 0.0062 (6)   |
| F7C  | 0.0448 (8)  | 0.0450 (9)  | 0.0241 (9)  | 0.0091 (6)   | 0.0230 (7)  | 0.0062 (6)   |
| F8C  | 0.0448 (8)  | 0.0450 (9)  | 0.0241 (9)  | 0.0091 (6)   | 0.0230 (7)  | 0.0062 (6)   |
| F9C  | 0.0448 (8)  | 0.0450 (9)  | 0.0241 (9)  | 0.0091 (6)   | 0.0230 (7)  | 0.0062 (6)   |
| F7D  | 0.0448 (8)  | 0.0450 (9)  | 0.0241 (9)  | 0.0091 (6)   | 0.0230 (7)  | 0.0062 (6)   |
| F8D  | 0.0448 (8)  | 0.0450 (9)  | 0.0241 (9)  | 0.0091 (6)   | 0.0230 (7)  | 0.0062 (6)   |
| F9D  | 0.0448 (8)  | 0.0450 (9)  | 0.0241 (9)  | 0.0091 (6)   | 0.0230 (7)  | 0.0062 (6)   |

*Geometric parameters (Å, °)*

|         |           |         |           |
|---------|-----------|---------|-----------|
| C11—C1  | 1.681 (2) | C30—C34 | 1.486 (3) |
| F1—C42  | 1.334 (3) | C31—C32 | 1.391 (3) |
| F2—C42  | 1.327 (3) | C32—C33 | 1.385 (3) |
| F3—C42  | 1.337 (3) | C32—C35 | 1.493 (3) |
| F4—C43  | 1.327 (3) | C34—F8C | 1.346 (3) |
| F5—C43  | 1.341 (3) | C34—F8A | 1.347 (3) |
| F6—C43  | 1.328 (3) | C34—F8D | 1.347 (3) |
| F10—C35 | 1.339 (3) | C34—F8B | 1.347 (3) |
| F11—C35 | 1.334 (3) | C34—F7B | 1.353 (3) |
| F12—C35 | 1.336 (3) | C34—F7A | 1.354 (3) |
| F13—C59 | 1.349 (3) | C34—F7C | 1.354 (3) |
| F14—C59 | 1.342 (3) | C34—F7D | 1.354 (3) |

|           |             |             |           |
|-----------|-------------|-------------|-----------|
| F15—C59   | 1.337 (3)   | C34—F9B     | 1.372 (3) |
| F19—C50   | 1.337 (3)   | C34—F9D     | 1.373 (3) |
| F20—C50   | 1.347 (3)   | C34—F9C     | 1.373 (3) |
| F21—C50   | 1.329 (3)   | C34—F9A     | 1.374 (3) |
| F22—C51   | 1.336 (3)   | C36—C41     | 1.398 (3) |
| F23—C51   | 1.335 (3)   | C36—C37     | 1.399 (3) |
| F24—C51   | 1.337 (3)   | C36—B1      | 1.640 (3) |
| N1—C1     | 1.315 (3)   | C37—C38     | 1.392 (3) |
| N1—C16    | 1.442 (3)   | C38—C39     | 1.383 (3) |
| N1—C2     | 1.479 (3)   | C38—C43     | 1.494 (3) |
| N2—C1     | 1.311 (3)   | C39—C40     | 1.383 (3) |
| N2—C4     | 1.448 (3)   | C40—C41     | 1.391 (3) |
| N2—C3     | 1.486 (3)   | C40—C42     | 1.497 (3) |
| C2—C3     | 1.531 (3)   | C44—C49     | 1.397 (3) |
| C4—C9     | 1.399 (3)   | C44—C45     | 1.397 (3) |
| C4—C5     | 1.400 (3)   | C44—B1      | 1.643 (3) |
| C5—C6     | 1.391 (3)   | C45—C46     | 1.392 (3) |
| C5—C13    | 1.521 (3)   | C46—C47     | 1.383 (3) |
| C6—C7     | 1.379 (3)   | C46—C50     | 1.489 (3) |
| C7—C8     | 1.380 (3)   | C47—C48     | 1.386 (3) |
| C8—C9     | 1.390 (3)   | C48—C49     | 1.392 (3) |
| C9—C10    | 1.524 (3)   | C48—C51     | 1.495 (3) |
| C10—C11   | 1.531 (3)   | C52—C57     | 1.392 (3) |
| C10—C12   | 1.532 (3)   | C52—C53     | 1.406 (3) |
| C13—C15   | 1.527 (3)   | C52—B1      | 1.646 (3) |
| C13—C14   | 1.533 (3)   | C53—C54     | 1.393 (3) |
| C16—C21   | 1.398 (3)   | C54—C55     | 1.386 (3) |
| C16—C17   | 1.399 (3)   | C54—C58     | 1.494 (3) |
| C17—C18   | 1.391 (3)   | C55—C56     | 1.380 (3) |
| C17—C22   | 1.524 (3)   | C56—C57     | 1.396 (3) |
| C18—C19   | 1.380 (3)   | C56—C59     | 1.491 (3) |
| C19—C20   | 1.378 (3)   | C58—F17A    | 1.343 (3) |
| C20—C21   | 1.397 (3)   | C58—F17C    | 1.343 (3) |
| C21—C25   | 1.517 (3)   | C58—F17B    | 1.343 (3) |
| C22—C23   | 1.522 (3)   | C58—F17D    | 1.343 (3) |
| C22—C24   | 1.535 (3)   | C58—F18D    | 1.355 (3) |
| C25—C27   | 1.529 (3)   | C58—F18A    | 1.356 (3) |
| C25—C26   | 1.530 (4)   | C58—F18C    | 1.356 (3) |
| C28—C29   | 1.400 (3)   | C58—F18B    | 1.356 (3) |
| C28—C33   | 1.402 (3)   | C58—F16B    | 1.363 (3) |
| C28—B1    | 1.638 (3)   | C58—F16D    | 1.363 (3) |
| C29—C30   | 1.390 (3)   | C58—F16C    | 1.364 (3) |
| C30—C31   | 1.385 (3)   | C58—F16A    | 1.364 (3) |
| C1—N1—C16 | 127.50 (17) | C39—C38—C37 | 120.4 (2) |
| C1—N1—C2  | 108.78 (17) | C39—C38—C43 | 119.9 (2) |
| C16—N1—C2 | 123.64 (16) | C37—C38—C43 | 119.6 (2) |
| C1—N2—C4  | 127.33 (17) | C40—C39—C38 | 118.7 (2) |

|             |             |             |             |
|-------------|-------------|-------------|-------------|
| C1—N2—C3    | 108.32 (16) | C39—C40—C41 | 120.5 (2)   |
| C4—N2—C3    | 121.63 (16) | C39—C40—C42 | 118.38 (19) |
| N2—C1—N1    | 114.83 (18) | C41—C40—C42 | 121.1 (2)   |
| N2—C1—C11   | 122.96 (16) | C40—C41—C36 | 122.1 (2)   |
| N1—C1—C11   | 122.21 (16) | F2—C42—F1   | 106.87 (19) |
| N1—C2—C3    | 102.43 (16) | F2—C42—F3   | 105.79 (19) |
| N2—C3—C2    | 102.55 (16) | F1—C42—F3   | 105.11 (18) |
| C9—C4—C5    | 123.8 (2)   | F2—C42—C40  | 113.68 (18) |
| C9—C4—N2    | 118.65 (19) | F1—C42—C40  | 112.25 (19) |
| C5—C4—N2    | 117.44 (19) | F3—C42—C40  | 112.51 (18) |
| C6—C5—C4    | 116.6 (2)   | F4—C43—F6   | 106.8 (2)   |
| C6—C5—C13   | 121.7 (2)   | F4—C43—F5   | 106.0 (2)   |
| C4—C5—C13   | 121.67 (19) | F6—C43—F5   | 105.6 (2)   |
| C7—C6—C5    | 121.1 (2)   | F4—C43—C38  | 112.2 (2)   |
| C6—C7—C8    | 120.8 (2)   | F6—C43—C38  | 113.39 (19) |
| C7—C8—C9    | 121.0 (2)   | F5—C43—C38  | 112.3 (2)   |
| C8—C9—C4    | 116.8 (2)   | C49—C44—C45 | 115.90 (19) |
| C8—C9—C10   | 119.3 (2)   | C49—C44—B1  | 123.66 (17) |
| C4—C9—C10   | 123.96 (19) | C45—C44—B1  | 120.16 (18) |
| C9—C10—C11  | 111.30 (18) | C46—C45—C44 | 122.49 (19) |
| C9—C10—C12  | 111.1 (2)   | C47—C46—C45 | 120.54 (19) |
| C11—C10—C12 | 110.6 (2)   | C47—C46—C50 | 120.6 (2)   |
| C5—C13—C15  | 113.4 (2)   | C45—C46—C50 | 118.8 (2)   |
| C5—C13—C14  | 110.42 (19) | C46—C47—C48 | 118.09 (19) |
| C15—C13—C14 | 110.0 (2)   | C47—C48—C49 | 121.08 (19) |
| C21—C16—C17 | 123.61 (19) | C47—C48—C51 | 118.68 (19) |
| C21—C16—N1  | 118.76 (18) | C49—C48—C51 | 120.18 (18) |
| C17—C16—N1  | 117.60 (19) | C48—C49—C44 | 121.89 (19) |
| C18—C17—C16 | 116.9 (2)   | F21—C50—F19 | 105.88 (19) |
| C18—C17—C22 | 120.4 (2)   | F21—C50—F20 | 106.4 (2)   |
| C16—C17—C22 | 122.61 (19) | F19—C50—F20 | 105.0 (2)   |
| C19—C18—C17 | 121.1 (2)   | F21—C50—C46 | 113.6 (2)   |
| C20—C19—C18 | 120.6 (2)   | F19—C50—C46 | 113.8 (2)   |
| C19—C20—C21 | 121.2 (2)   | F20—C50—C46 | 111.48 (19) |
| C20—C21—C16 | 116.6 (2)   | F23—C51—F22 | 105.73 (17) |
| C20—C21—C25 | 120.4 (2)   | F23—C51—F24 | 106.28 (18) |
| C16—C21—C25 | 123.01 (19) | F22—C51—F24 | 106.02 (18) |
| C23—C22—C17 | 113.0 (2)   | F23—C51—C48 | 112.81 (18) |
| C23—C22—C24 | 110.9 (2)   | F22—C51—C48 | 113.24 (17) |
| C17—C22—C24 | 110.26 (19) | F24—C51—C48 | 112.18 (17) |
| C21—C25—C27 | 110.75 (19) | C57—C52—C53 | 115.63 (19) |
| C21—C25—C26 | 111.4 (2)   | C57—C52—B1  | 123.57 (18) |
| C27—C25—C26 | 111.1 (2)   | C53—C52—B1  | 120.50 (18) |
| C29—C28—C33 | 115.55 (19) | C54—C53—C52 | 122.39 (19) |
| C29—C28—B1  | 122.78 (18) | C55—C54—C53 | 120.5 (2)   |
| C33—C28—B1  | 121.23 (18) | C55—C54—C58 | 119.43 (19) |
| C30—C29—C28 | 122.4 (2)   | C53—C54—C58 | 120.02 (19) |
| C31—C30—C29 | 120.7 (2)   | C56—C55—C54 | 118.17 (19) |

|             |             |               |             |
|-------------|-------------|---------------|-------------|
| C31—C30—C34 | 120.2 (2)   | C55—C56—C57   | 121.10 (19) |
| C29—C30—C34 | 119.0 (2)   | C55—C56—C59   | 120.39 (19) |
| C30—C31—C32 | 118.2 (2)   | C57—C56—C59   | 118.50 (19) |
| C33—C32—C31 | 120.6 (2)   | C52—C57—C56   | 122.2 (2)   |
| C33—C32—C35 | 120.2 (2)   | F15—C59—F14   | 106.54 (18) |
| C31—C32—C35 | 119.1 (2)   | F15—C59—F13   | 105.96 (18) |
| C32—C33—C28 | 122.5 (2)   | F14—C59—F13   | 104.88 (18) |
| F8B—C34—F7B | 103.9 (5)   | F15—C59—C56   | 113.22 (19) |
| F8A—C34—F7A | 109.7 (4)   | F14—C59—C56   | 112.99 (18) |
| F8C—C34—F7C | 102.1 (7)   | F13—C59—C56   | 112.58 (19) |
| F8D—C34—F7D | 95.3 (12)   | C28—B1—C36    | 111.67 (17) |
| F8B—C34—F9B | 113.8 (5)   | C28—B1—C44    | 103.48 (16) |
| F7B—C34—F9B | 108.1 (3)   | C36—B1—C44    | 111.86 (16) |
| F8D—C34—F9D | 115.6 (13)  | C28—B1—C52    | 113.14 (16) |
| F7D—C34—F9D | 96.9 (12)   | C36—B1—C52    | 104.19 (16) |
| F8C—C34—F9C | 105.0 (5)   | C44—B1—C52    | 112.77 (17) |
| F7C—C34—F9C | 105.2 (8)   | F17D—C58—F18D | 100.2 (9)   |
| F8A—C34—F9A | 98.6 (5)    | F17A—C58—F18A | 106.0 (3)   |
| F7A—C34—F9A | 101.7 (4)   | F17C—C58—F18C | 103.6 (8)   |
| F11—C35—F12 | 106.67 (19) | F17B—C58—F18B | 107.2 (4)   |
| F11—C35—F10 | 105.42 (18) | F17B—C58—F16B | 109.1 (3)   |
| F12—C35—F10 | 106.10 (19) | F18B—C58—F16B | 105.7 (4)   |
| F11—C35—C32 | 112.32 (19) | F17D—C58—F16D | 106.2 (9)   |
| F12—C35—C32 | 112.96 (19) | F18D—C58—F16D | 111.7 (9)   |
| F10—C35—C32 | 112.80 (18) | F17C—C58—F16C | 109.5 (8)   |
| C41—C36—C37 | 116.00 (19) | F18C—C58—F16C | 98.7 (8)    |
| C41—C36—B1  | 123.41 (18) | F17A—C58—F16A | 106.8 (3)   |
| C37—C36—B1  | 120.42 (18) | F18A—C58—F16A | 104.3 (3)   |
| C38—C37—C36 | 122.2 (2)   |               |             |

Hydrogen-bond geometry ( $\text{\AA}$ ,  $^\circ$ )

| $D-H\cdots A$                        | $D-H$ | $H\cdots A$ | $D\cdots A$ | $D-H\cdots A$ |
|--------------------------------------|-------|-------------|-------------|---------------|
| C3—H3A $\cdots$ F15 <sup>i</sup>     | 0.99  | 2.43        | 3.256 (3)   | 141           |
| C12—H12A $\cdots$ F17C <sup>ii</sup> | 0.98  | 2.53        | 3.269 (12)  | 132           |
| C19—H19 $\cdots$ F8D <sup>iii</sup>  | 0.95  | 2.48        | 3.297 (18)  | 144           |
| C29—H29 $\cdots$ F9D <sup>iii</sup>  | 0.95  | 2.35        | 3.180 (14)  | 146           |

Symmetry codes: (i)  $-x+1/2, y-1/2, -z+1/2$ ; (ii)  $x-1/2, -y+1/2, z+1/2$ ; (iii)  $-x+1, -y+1, -z+1$ .